

## Good Shark, Scary Shark




Fold paper in Half, short ends Together



Fold the top edge out to the fold




Turn the paper over and do the same again




like this




Unfold the top piece




then turn it over




So the folded Part is at the Top



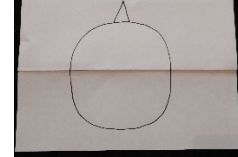
Like this




Draw half a circle starting at the fold on the top




Then complete the circle on the bottom half




Draw a pointy fin on the top of the circle




And a rounded Fin either side at The bottom




Draw circles for eyes just above the fold



with a small circle inside colour the




outer circle



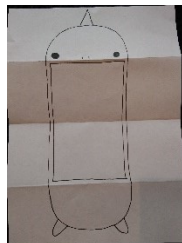
Draw 2 small lines in the centre for nostrils



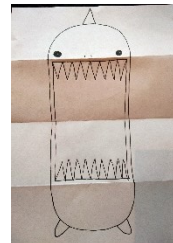
open up the fold and join the two sides



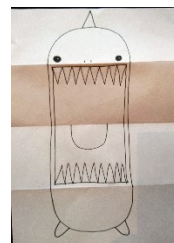
Draw lines Inside the folds For the jaw



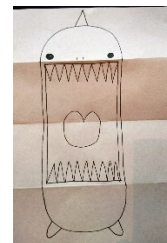
then join those to make the mouth



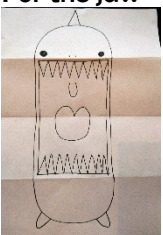
Draw teeth at the top and bottom



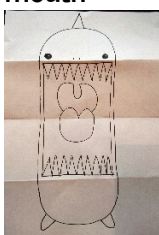
Draw the tongue from the centre fold



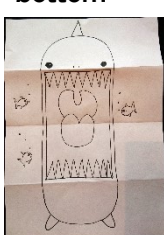
Draw an m on top of the tongue




Draw a U Shape above The tongue




Join the top with curved lines to the Tongue



Draw small fish beside the open mouth



Colour in your shark and fish to reveal scary shark



Fold up to find good shark!