
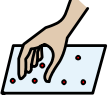






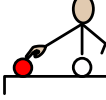







 - 
Life Skills Week Guide - Wednesday

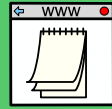
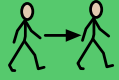
 Pick   a task  from the  boxes.  Choose  one  that is

 challenging,  but  not  too  hard  for  you.

- A)
- 1) Make a Wind Streamer Activity on the website. You can follow the video link for clear instructions.
 - 2) Can you picture yourself in a windy locations with it and upload to Evidence for Learning?

- B)
- 1) Follow the video instructions for making a Wind Vane (on our website)
 - 2) Can you find a place where the wind changes direction? Why is that?


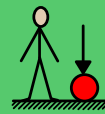
C)




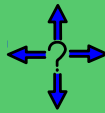
1) Follow the instruction on the website for making a




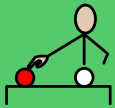
Wind Vane.



2) Find a windy location for it to stay for the day



and tally which wind direction is the most common on



that day.

3



3) Can you create an improved Wind Vane?