


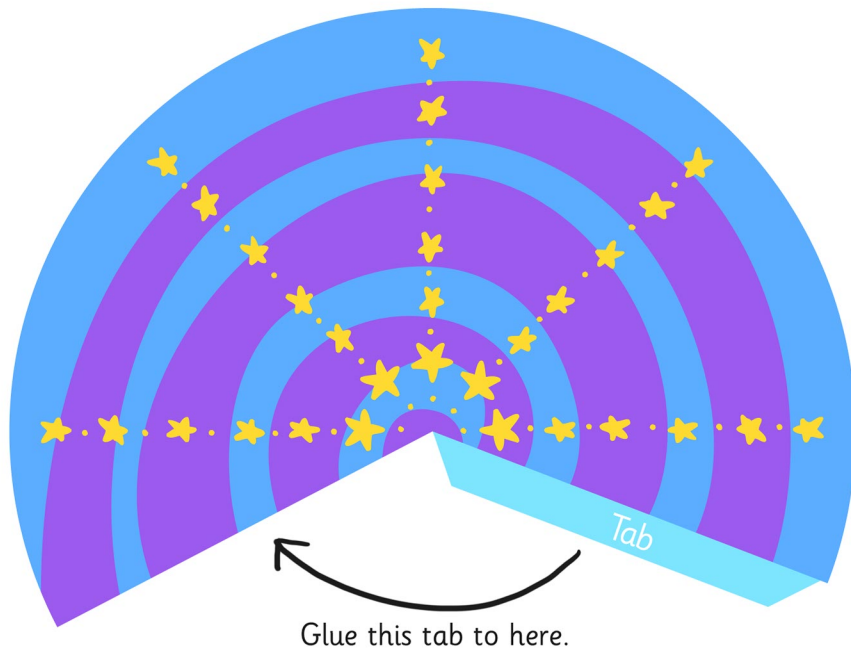
Make Your Own Space Rocket



You will need:
Glue
Scissors
Ruler

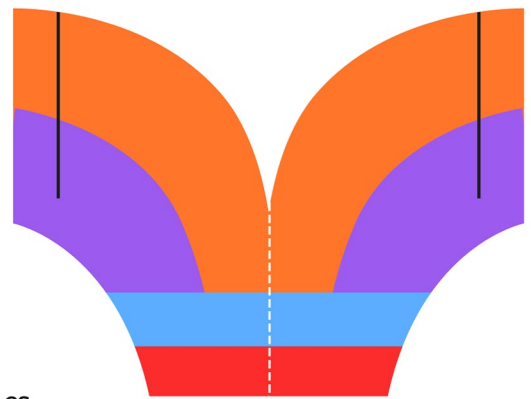
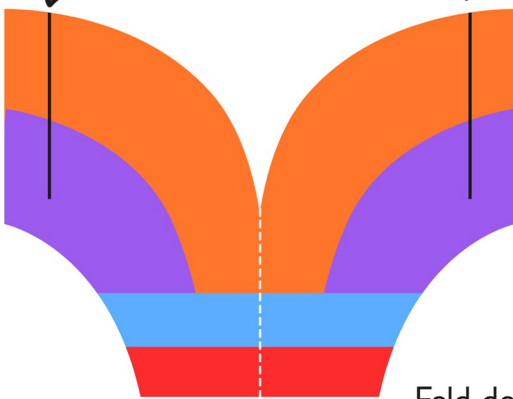
1. Cut around all the parts of the rocket being careful around the small tabs.
2. Make the body of the rocket into a cylinder and glue the tab in place. Hold together while the glue dries.
3. Glue the nose cone to the body using a ruler to push the tabs in place.
4. Fold down the small tabs on the body and glue them to the nose cone.
5. Fold the feet on the dotted line and slot the into the cuts at the bottom of the rocket





Glue this tab to here.

Cut down these black lines.



Fold down these dotted lines.

