











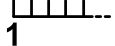



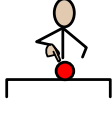


**1**  This week  I  am asking  you  to  design  a postcard


 and  write  it to someone  you  have chosen.

**2**  It will be a postcard  from a holiday  at the  beach


**3**  Decide  who you're  going to  write  your postcard to

  
  
 first.

**4**  Write down your ideas  about what  you want to  say.

**5** 


5. Think about the picture you would like to put on the front



of your postcard. Will it be funny or a seaside picture?



**6**



6. Once you have decided draw or make your picture





and write your postcard. Remember only to write



on the back of the postcard and leave space for the name and



address of the person you are sending it to. Ask the



adult you are with to help you with this.

