
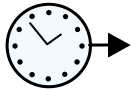









## Playdough Recipe




You will need:

-  2 cups of  plain  flour
-  2 tablespoons of  vegetable oil
-  1/2 cup of  salt
-  2 tablespoons of  cream of tartar
-  1 to  1 1/2 cups of  boiling  water.
-  Food colouring



What



you



do:

**1**



1. First,



combine



all



the

dry



ingredients



in

a



bowl

+

and



make

a



hole



in

the



centre.

**2**



2. Next,



Add

the



vegetable oil

+



food colouring

to the



dry



ingredients.

**3**

3. Then,



add

the



water



into

the



hole



in

the



centre

+



and

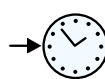
stir.

**4**

4. Finally,



knead



until



you



get

the



desired



texture.