















Bird feeders and Bird Spotting






1    
 1. Search the internet for idea to make bird feeders. There are







 lots of different ones on there using lots of things you




 might have at home..

2  **2**   
 2. Choose 2 kinds of bird feeder to make. They can be as




 hard or easy as you like. Make sure the



2 


 bird feeders will hold 2 different bird foods.

3



3. Make your bird feeders.

4



1



1




4. Put one sort of bird food in one bird feeder and a


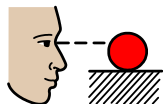


different sort in the other.

5




5. Find a good place to put your bird feeder so that




you can watch it from inside your house.

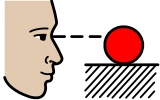
6





6. Leave the bird feeders for a few days so that the birds

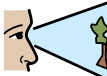




get used to them.


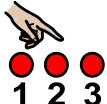


7  Watch from your window to see if different

  go to the different  bird feeders or if  they





 all go to to both  bird feeders.

8  See if you can find out what the  different sorts of  birds

 visiting your  bird feeder are called.

9  Can you  count the number of  birds which come to 

 use the bird feeders .

10  Which bird feeder  gets most  bird  visitors?