




Make your own indoor bonfire...



You will need....



An empty jar




glue



scissors



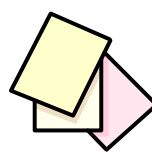
red



yellow




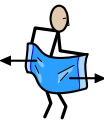

orange



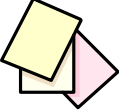
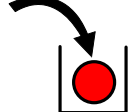





paper







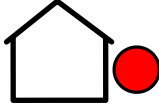

What you do



1  +  
1. Clean and dry the jar


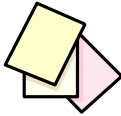
2    
2. Cut the red paper into strips

3   
3. Cut the orange paper


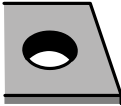


4   
4. Cut the yellow paper

5   
5. Cover the outside of the jar

 
completely with glue.

6  
6. Stick the paper strips onto the

  
jar, make sure there are no gaps

7  **3**   
7. Make 3 holes in the jar lid

8    
8. Put in your night light and go.....