





**Investigating Minibeasts**

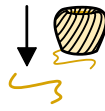

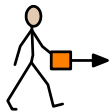


This week we are going to explore minibeasts in your garden or



when you go out for a walk.

**1**



1. Take a hoop or a piece of string tied so you can


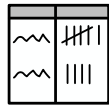


make a circle with it.

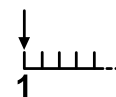
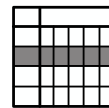
**2**



**3**




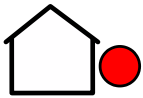



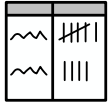
2. Draw 3 tally charts and write slug, snail, worm,




woodlouse, spider and ladybird at in the rows of the first






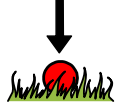
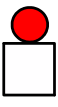


column. An adult can help you do this, it sounds hard.







**3**       and

3, Go outside with your hoop or string, tally chart and


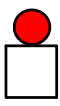


  
pencil.

**4**        a

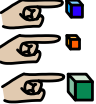




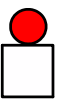
4. Put your hoop or string down on the ground (on a

 and then  look  very  carefully  in the circle to  find

grassy place) and then look very carefully in the circle to find





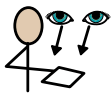

any of the minibeasts on you tally chart.

**5**       **1**




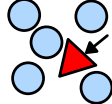


5. For each minibeast you find mark a tally on one of


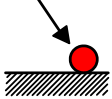




   **4**  **1**  and




your tally charts remember 4 lines down then one across and







     

in the right row. An adult can help to show you how.





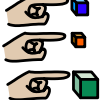

**6**    to a  different  place (a rocky  place)

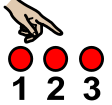



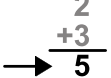
and do the  same  there.  Lift  up the  rocks to  find


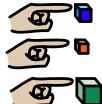
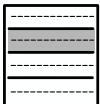
 minibeasts  under  them too.

**7**  Repeat once  more in  another  place,  under a  hedge or

 trees.

**8**  Write  where you  looked  on  each  tally chart.

**9**  Count  your  tallies and  write the  total as a number **123**

at  the end  of  each row.