



-

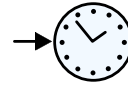


Challenge - Make a Tornado in a bottle.

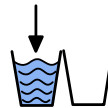
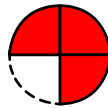
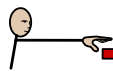


Method:

1<sup>st</sup>



• First, fill the plastic bottle with water until it



reaches around three quarters full.

2<sup>nd</sup>

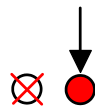


• Second, add a few drops of washing up liquid.

3<sup>rd</sup>




• Third, sprinkle in a few pinches of glitter or



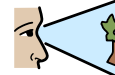
to




it




to




something else to make it easier to see.


4<sup>th</sup>  put the cap on tightly.

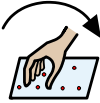
5<sup>th</sup>  turn the bottle upside down and hold it


 by the neck. Quickly spin the bottle in a

 circular motion for a few seconds. Stop and look

 inside to see if you can see a mini tornado


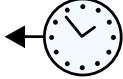

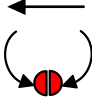
 forming in the water. You might need to









 try it a few times before you get it

 working properly.



Challenge questions:

- 



 • **How** was the Tornado Vortex made?

- 







 • Where else can you find a Vortex in nature?





 Check by using the internet.