

LESSON IDEAS AND ACTIVITIES

Michael Rosen

# CHOCOLATE CAKE

Illustrated by  
Kevin Waldron



Schools

Inspiring you to share stories




# Michael Rosen CHOCOLATE CAKE



## About the book

Fantastically funny and full of silly noises, this is Michael Rosen's love letter to every child's favourite treat, chocolate cake. Brought to life as a picture book for the first time with brilliant and characterful illustrations by Kevin Waldron.

Chocolate Cake can be read easily and children don't have to invest a lot of time to approach this poem.



ohhh!


Gobble!  
GULP!!

## Objectives of the pack

The resources within this pack are suitable for KS1 and KS2 pupils and includes activities that relate to English, art and mathematics.

The activities included within this pack are designed to:

- Improve understanding and comprehension of text types such as poetry
- Develop confidence and mental fluency with numbers and counting
- Improve understanding of language techniques and descriptive writing
- Show how drawings can be used to develop and share ideas and imagination
- Enable children to discuss a sequence of events and how items of information are related
- Improve understanding of how to use spoken language to gain and maintain the interest of the listener.



## About the Author

Michael Rosen is one of the best-known figures in the children's book world. He is renowned for his work as a poet, performer, broadcaster and scriptwriter. He visits schools with his one-man show to enthuse children with his passion for books and poetry. In 2007 he was appointed Children's Laureate, a role which he held until 2009. While Laureate, he set up the Roald Dahl Funny Prize which gives awards to the funniest children's books of the year. He currently lives in London with his wife and children.





## Pre-reading Discussion Questions and Activities

Before starting to read this book to the class, ask if they know Michael Rosen's poem. Have any of the children read it before?

**Ask the children if they know another famous poem.**

Poetry is a great way to teach children about language. Looking at the sounds, rhyme, rhythm, imagery and layout of a poem can help to develop a child's reading, writing, speaking and listening skills. Open a class discussion about the way poetry can help us to explore language.

### Reasons why...

Poetry can allow kids to paint sketches of their lives, using metaphor, imagery and symbolic language to describe emotional experiences. Ask the children if poetry ever helped them to express their feelings.

With your children, build a list of five reasons why we need poetry in schools and in our lives.

### Spelling

Before reading the book, ask your children to complete the sentences on the following page.





# Michael Rosen CHOCOLATE CAKE



## Scrumptious Sentences

Fill in the gaps in the sentences below.  
You can use the word bank at the bottom of the page to help you.

1. I had a ..... to eat at playtime.
2. My ..... stomach loves chocolate cake.
3. Careful not to tread on the ..... floorboard outside Mum and Dad's bedroom.
4. I take the knife again and this time ..... the crispy icing on the top.
5. You usually ..... at the idea of having chocolate cake.

### WORD BANK

creaky	rumbling	banana
jump	crack	





## Post-reading Discussion Questions and Activities

### Onomatopoeias

Mmmmm! Gobble! GULP!!

This activity is very useful since children aren't usually used to hearing these elements of speech. Ask the children to think about why onomatopoeias are used in written text. Divide the children into groups and tell them to arrange the onomatopoeias that appear in the book into different groups according to shared qualities.

### Writing

Ask your children to write a real or an invented recipe for a chocolate cake. Depending on the children's age, you may want to show some examples of recipes.

### My favourite part is...

Give each child a sheet of paper and have them write the words "My favourite part of the *Chocolate Cake* poem is..." Ask the children to illustrate their favourite moment with an original drawing.

### Temptation

Michael couldn't resist the temptation of eating the whole chocolate cake. Explain to the children why temptation happens to everyone.

Invite the children to tell you about times when they may have done something they shouldn't, or a time when they resisted temptation. You could also invite them discuss ways of resisting specific temptations.

### Comprehension questions

Ask the children to answer the questions about the poem on the 'Questions' worksheet.



My mum, she says to me,  
"Listen, Michael,  
if there's any chocolate cake  
left over at the end of the day,  
you can take some to school  
tomorrow to have at play time  
or at lunch time."



So I used to go to school  
with a piece of chocolate cake  
in my little box.

And I'd be walking to school . . .



And I'd get to school,  
and it would be play time or lunch time  
and I'd open up the box,  
take it out . . .

What's it going to be...  
**chocolate cake!!!**  
It is!!!

Open up the paper . . .

Gonna get it!  
Look at it!!!

Mmmm!

Mmmm...

Yeahhh!

I love

a good...

Mmmm...



I LOVED my mum's chocolate cake.



Michael Rosen  
**CHOCOLATE  
 CAKE**

**Post-reading Discussion Questions and Activities**

**Questions**

Look at the picture and text on the previous page and then answer the questions below.

1. In what situations can Michael take some cake to school?  
 Tick the correct box.

Every time his mum makes it

If there's some left over

When Michael is hungry

When he got a gold star

2. How many onomatopoeias can you find in the picture?  
 Write them all down.

---

---

---

---

---

---

---

---

---

---

---

---

---

---

---

---

---





## Post-reading Discussion Questions and Activities

### Listening

Michael's YouTube performance of Chocolate Cake is a bona fide sensation, with nearly 3.6 million views!

Play Michael's performance ([link here](#)) and ask your children to pay special attention to how Michael says the onomatopoeic words.

Once the video is finished, ask them to explain how the author's performance makes the poem come alive.

### Performance

Now that your children have watched Michael's video, divide the class into pairs and tell them to perform the poem.

### Fractions

Give out the 'Piece of cake' worksheet to the children and ask them to calculate what fractions of the cakes are remaining.





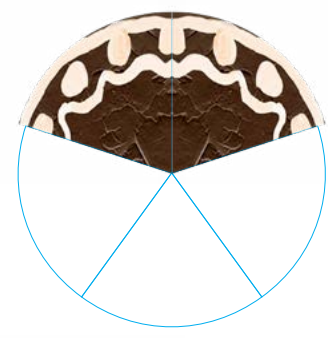




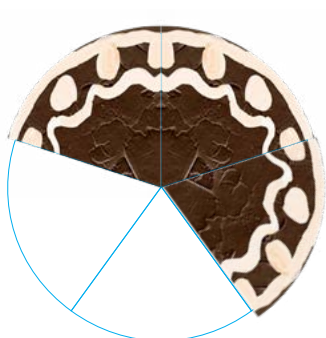
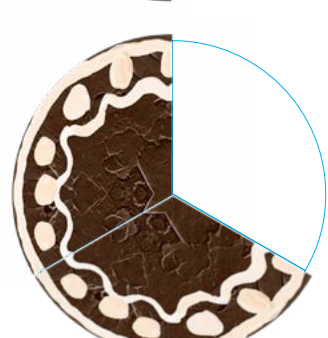


# Michael Rosen CHOCOLATE CAKE



## Piece of Cake

Can you work out what fractions of the cakes are remaining? Write your answers in the boxes, the first one has been done for you.


$$\frac{1}{4}$$

$$\frac{\quad}{\quad}$$

$$\frac{\quad}{\quad}$$

$$\frac{\quad}{\quad}$$

$$\frac{\quad}{\quad}$$

$$\frac{\quad}{\quad}$$

$$\frac{\quad}{\quad}$$

$$\frac{\quad}{\quad}$$

© Illustrator: Kevin Waldron





# Michael Rosen CHOCOLATE CAKE



## National Poetry Day Activity

Explain that the author has used different writing methods to help the reader understand how much Michael loves chocolate cake. Examples include onomatopoeia, alliteration, descriptive adjectives and metaphors. Explain what each of these terms mean and why they are effective writing methods (see table below). Ask the children to find the different writing methods used in the text on the 'Writing a poem' worksheet.

Next, ask the children to write their own poem about their favourite food, using some of the same writing techniques. They can use the writing frame and word bank on the 'My favourite food' worksheet for support.

**Extension:** Can the children see any other ways in which the author shows that Michael likes chocolate cake in the poem? Eg, exciting verbs, repetition.

Writing method	Definition	Why it is effective
Onomatopoeia	A word which imitates the sound of the object or action it refers to. Eg, sizzle.	It is a good way to describe a sound with words.
Alliteration	Words that start with the same sound that are used next to each other or close together in a sentence. Eg, she sells sea shells.	It draws attention to the words and makes them stand out.
Descriptive Adjectives	Used to provide more information about a noun by describing it. Eg, the beautiful painting.	They allow us to picture the object being described in more detail and they can provide more information about the object.
Metaphors and Similes	Directly comparing one thing to another. Eg, the snow on the ground was a white blanket. Comparing two things using like or as. Eg, he roared like a lion.	To help the reader to better understand what is being described.





# Michael Rosen CHOCOLATE CAKE



## Writing a poem

Can you find all the writing methods that the author has used in this part of the poem?

Circle all the onomatopoeic words in **red**, the alliteration in **blue**, the descriptive adjectives in **green** and the metaphor in **yellow**.

Oh the icing on top  
and the icing in the middle  
ohhhhhh oooo mmmmmm.

But now  
I can't stop myself  
Knife -  
I just take any old slice at it  
and I've got this great big chunk  
and I'm cramming it in  
what a greedy pig  
but it's so nice,

and there's another  
and another and I'm squealing and I'm smacking my lips  
and I'm stuffing myself with it  
and before I know  
I've eaten the lot.  
The whole lot.

© Author: Michael Rosen





# Michael Rosen CHOCOLATE CAKE



## My favourite food poem

Write a poem about your favourite food using some of the writing methods that you looked at earlier. You can use the writing frame and word bank below to help you.

My favourite food in the entire world is .....

It looks .....

It smells .....

When I take a bite it makes a ..... sound.

It feels ..... in my mouth.

### WORD BANK

shiny

dull

soft

hard

delicious

sweet

salty

hot

cold

bitter

creamy

crunchy

gooey

yum

gobble

ahhh

