


 -  +  experiment 

Challenge - Jelly and Oil experiment



Ingredients:



- Washing up liquid




- Oil



- Jelly



- Water



- chopsticks or similar items



- Partner to help



Method:

- 1**















- 1) Clean your hands in case any jelly falls



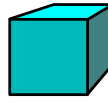
in your mouth.

- 2**





- 2) Find and follow the instructions to make

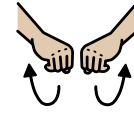






jelly (you may need an adult to help).

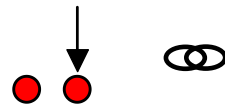
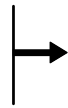

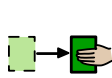
3



+



- 3) Cut the jelly into cubes and try to



move them from one place to another with



+

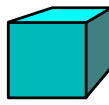
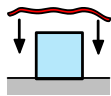


=



something long and thin like chopsticks.

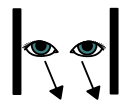
4



+



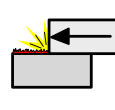
- 4) Cover the jelly-cubes in oil and try



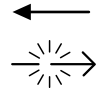

again. What do you notice?



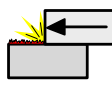
Challenge questions:



- What does the word "friction" mean?



- Can you record a description of what happened



using the word "friction"?