


FE Home Learning Tasks 7.



Hi guys, Ogion The Silent here. Welcome to **week 7** of **FE Home Learning** and I hope you are all still keeping well and are managing to get a bit of exercise and fresh air. Even if you can't get out to wander picking herbs and talking to Spiders and trees in the mountains and forests like me, I hope you can spend time in a garden or walk in



your local area. I have set some more learning tasks based around the **seventh** chapter of our book, **A Wizard of Earthsea** by Ursula Leguin. It's a great book which features yours truly numerous times! The chapter is called, **The Hawk's Flight**.

Ogion The Silent



You can try all of the exercises or just choose what's best for you. There is another selection of **maths** and **literacy tasks**, and this week we are going to do some graphic design. It's ok to use a calculator on the maths task if you need to, just try it first without one. If you like you can get someone to help you plan how to complete the tasks, or write the words for you while you do the thinking! Don't forget, names and dates on everything please.



I have found some more illustrations for **Chapter 7** of our book and will continue to show them in between tasks so you can see how other artists have interpreted the story.

This ink drawing of Ged fighting off the creatures of the Stone appeared in the original edition of the book.

Reading task 1.

You read the advert:

What's on in Orrimy

These events are taking place in Orrimy this weekend.

<p>Orrimy Magician's Cup Enter a team to win top prizes. All day Saturday at Orrimy Leisure Centre. Over 18s only. All teams must be entered in advance. Contact: WMS - 000221 5456</p>	<p>Farmers' Market Orrimy High Street Saturday 10 am to 2 pm. The original farmers' market. Contact: WMS - 000221 3235</p>
<p>Orrimy Sponsored Flight 10 mile charity flight. Starts Sunday 9.30 am at Orrimy Harbour. All the family welcome. Contact: WMS - 000221 8453</p>	<p>Master Chanter in Concert Listen to great music in Orrimy Park. Sunday 3 pm Tickets: Adults 10 silver pieces Children 5 silver pieces Contact: WMS - 000221 5566</p>

For more information on any of the above events please contact the numbers above.

To advertise your own event free of charge please contact us on the Wizard's
Messaging Service at: **events@Orrimydailynews.EA**

1. Write your answer on the line below.

What should you do if you want to find out more about an event?

.....

2. Put a tick  in the correct box.

Where is the farmers' market held?

A	Orrimy Park	
B	Orrimy High Street	
C	Orrimy School	
D	Orrimy Courtrooms	
E	Orrimy Chambers of Commerce	
F	Orrimy Harbour	

3. Put a tick  in the correct box.

Which event is not for children?

A	Orrimy Magician's Cup	
B	Master Chanter in Concert	
C	Orrimy Farmer's Market	
D	Orrimy Sponsored Flight	

4. Put a tick ✓ in the correct box.

According to the text, which of these statements is **true**?

A	It costs money to advertise an event	
B	You can enter a team on the day	
C	The Sponsored Flight is 5 miles long	
D	The market finishes at 2.00 pm	

5. Write your answer on the lines below.

Look up the word **original** in your dictionary and write down what it means.

.....

.....

.....

Writing Task 2.

You are a servant at **The Court Of The Terranon**, tasked with the job of reporting on recent events in the household, both for the history books and so songs can be made that tell the tale. Write a dramatic account of the escape and the battle between the Wizard and the creatures of the stone, including in your piece these important elements.

- The Wizard Sparrowhawk and Lady Serret escaped through the wall of spells, using the secret door.
- Lord Benderesk summoned the Servants of The Terranon Stone.
- The Stone’s servants were dark creatures.
- Lady Serret changed herself into a grey gull and flew away.

- Sparrowhawk made a staff from a blade of grass and fought the creatures.
- The creatures caught Lady Serret in her gull form.
- Sparrowhawk turned into a hawk and escaped over the sea.

Plan first: Write **notes, ideas and lists of words** you think describe the scene as you would have seen it **if you were there**.

Write in a way that makes the events really **exciting for the reader**. The Chanters will want to make a song of the events and will be inspired by your account.

Notes

Write your draft here. If you like you can use this opening sentence to get going:

The Lady Serret and the young wizard came running into the courtyard, trying to find the door out. I could hear the Servants of the Stone waking from their slumber, Dripping ancient malice and slithering up the spiral staircase in pursuit of the young couple...

And that's where you come in.

Draft

.....

.....

.....

.....

.....

.....

.....

.....

.....

.....

.....

.....

.....

.....

.....

.....

.....

.....

.....

.....

.....

.....

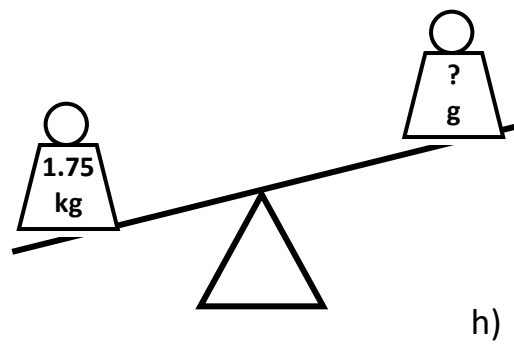
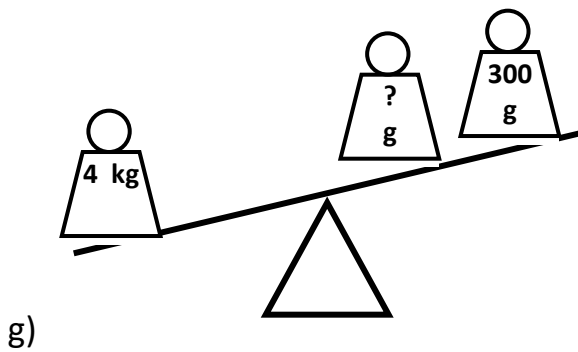
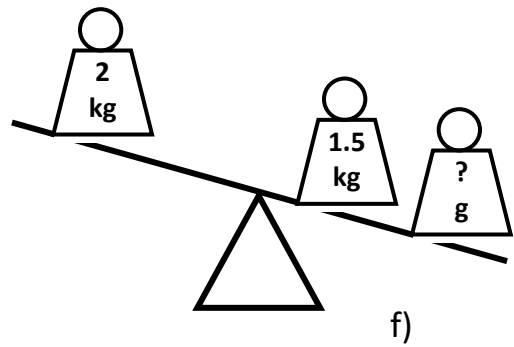
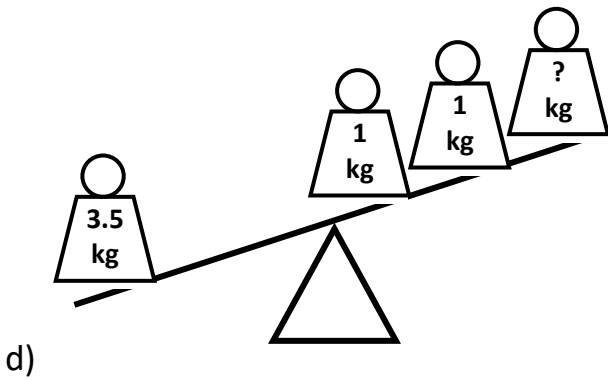
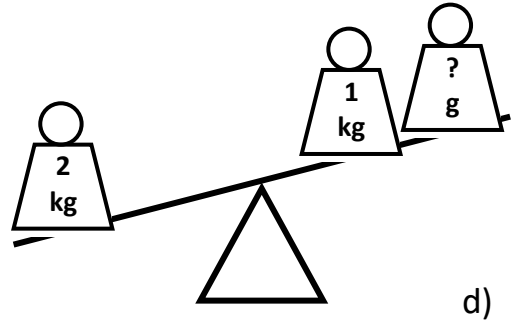
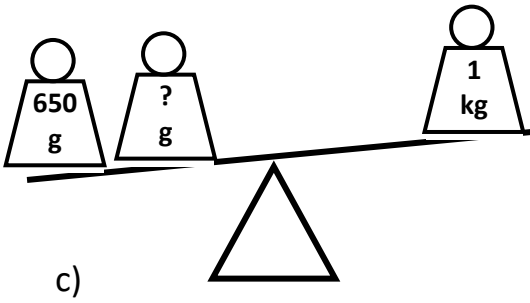
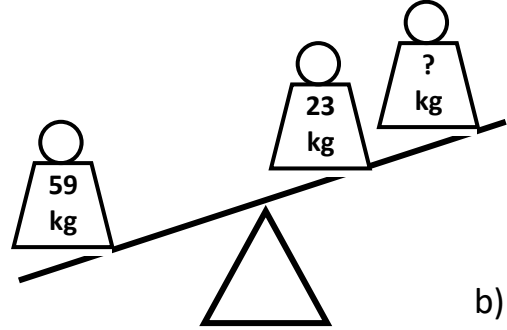
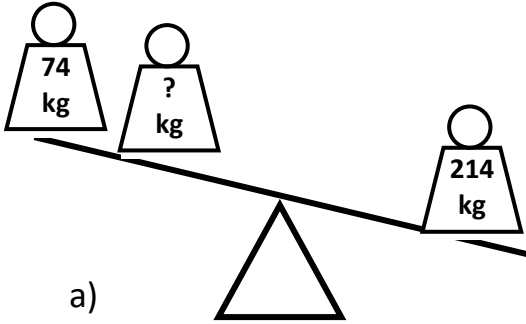
Write your final response here: Use the opening sentence if you want to, or go straight in with your own words from the beginning.

A large rectangular box with a solid black border, containing 15 horizontal dotted lines for writing. The lines are evenly spaced and extend across the width of the box.



Maths tasks 7.

Restore the **Equilibrium** (balance the scales).





Click on this Picture!
(Control+Left Mouse Button)

Design Task 7.



“Hi Apprentice Wizards, Ogion the Silent here with another art and design based task for you to try.

When we Wizards in the world of Earthsea write to each other, we use something called **Runes**. This is how your dictionary describes Runes;

*‘A letter of an **ancient Germanic** alphabet, related to the **Roman** alphabet’*

The words ‘ancient Germanic’ and ‘Roman’ suggest that Runes are very old and go back into our European history.

Runes are **simple designs** which can be **easily carved** into wood or stone. Here are some examples of old **Viking runes**.

feoh - f wealth	ur - u aurochs	ðorn - þ thorn	os - o god?	rad - r riding	cen - c torch	gifu - g gift	wyn - w joy	hegel - h hail	nead - n plight
is - i ice	gear - j harvest	eoh - ĭ yew tree	peorð - p ?	eolhx - x elk's?	sigel - s sun	tí/tir - t Tiw?	berc - b birch tree	eh - e steed	man - m man
lagu - l lake	ing - ŋ Ing	dæg - d day	epel - æ estate	ac - a oak tree	æsc - æ ash tree	yr - y ?	ear - ea gravesoil?	calc - k ?	gar - ġ spear

As you can see they are attractive designs that look interesting and powerful but wouldn't be difficult to write.

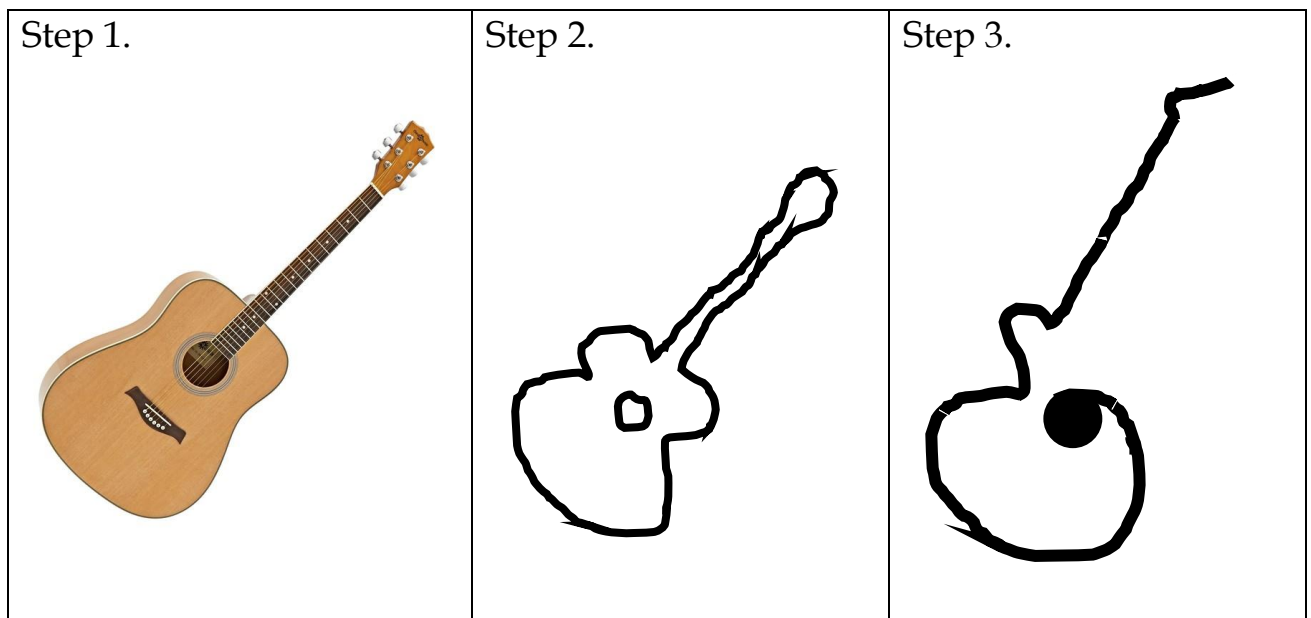
In the story, Ogion has a rune that he uses to sign letters and to let people know who he is.

Ogion's rune is called 'The Closed Mouth'. We don't know exactly what it looks like but it might be something like this:



I would like you to **design and produce** your own **personal rune**. It should be simple and easy to draw yet somehow represent something about you.

I made mine based on a **guitar shape**, because I like to play the guitar.



See how I first made the original picture simpler, then **simplified it further** by reducing it to a few lines that still resemble the original object, in this case a guitar.

Choose an object that you feel could represent you and make it into a rune. You can use the boxes below like I've done if you like. I've given you extra boxes to practice on. Eventually we can make ink stamps of our runes by cutting them into lino or soft wood.

Step 1, Your object.	Step 2, simplified drawing.	Step 3, final rune.
----------------------	-----------------------------	---------------------

Step 1, Your object.	Step 2, simplified drawing.	Step 3, final rune.
----------------------	-----------------------------	---------------------

Step 1, Your object.	Step 2, simplified drawing.	Step 3, final rune.
----------------------	-----------------------------	---------------------



Hawk Ged battles the Servants of the Stone of the Terranon.