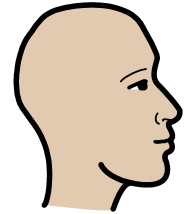



Recipe



How to make a cress head



I will



use:



egg shells



cotton wool



paint




paintbrush



Equipment




stickers




cress seeds





water


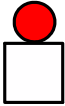





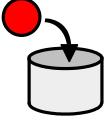

Method

1  
1, Paint egg shells

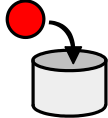



2   
2, Stick on stickers





3  
3. put in cotton wool





4  
4. put in seeds



5  
5. water the seeds



 wait for the seeds to   grow

