


Making Minibeast top trumps cards



spider

123		8
Number of	legs	8


	5
size	5

Colourfulness	4
	4

	3
Scariness	3



worm

123		0
Number of	legs	0

	7
size	7

Colourfulness	4
	4

	2
Scariness	2



centipede

123		70
Number of	legs	70


	2
size	2


Colourfulness	4
	4

	5
Scariness	5






butterfly

123		6
Number of	legs	6

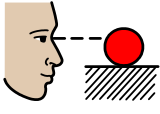

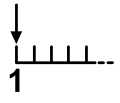

	4
size	4





Colourfulness	10
	10





	0
Scariness	0



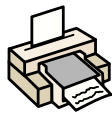
1   
1. Cut out some cards.




2    
2. Choose enough minibeasts for your cards.



3    
3. Look at the cards on the first page to see what

   
you need to add to your cards.


4    
4. You can draw a picture of your minibeasts or print

1   
one to stick on if you have a printer.


5   
5. Use the internet to find the facts about your minibeast to

 
write on the cards.

6



6. If you make enough




cards

you

could



play a game

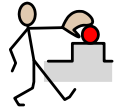


with them.



HINT

-




Get

the



adult

or



your



brothers or



sisters

to make



some




too

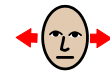
but make



sure




you




don't



do



the same



minibeasts.