

Maths



Activity



Week


3



Money



This week




we

are



asking



you

to



do



some



work

with



money.


1



1. Find



objects




around




the house

and




label

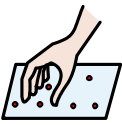


them

with




prices.



123

Choose numbers



you



know

and can

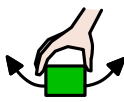


work

with and



remember to



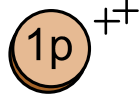
use

p

p



for




pence

and



£

on the




label.

2




2. Ask



Mum

or



Dad



for



some



money


to



use.



Some

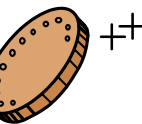


of you

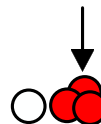
might want



1p

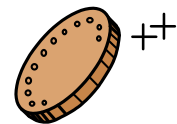


coins,



others

might want



coins

to



50p

or



£1

and



some

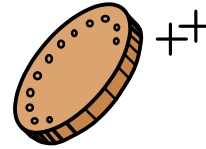
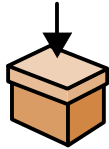
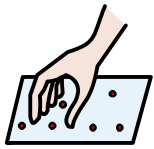
might want



notes

as well..

3

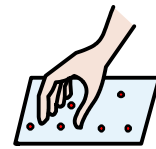




3 Choose an object and count out coins and notes



to pay for it.

4

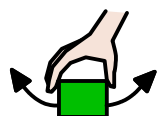




2

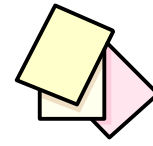

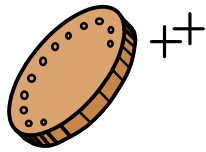


4. If you want to do more choose 2 objects


3+1+2=



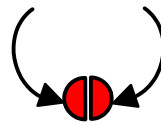
and add up the prices them pay for them using




the coins you have. You can use paper and a



3+1+2=



pencil to do the addition.. Make it as hard as



you like.