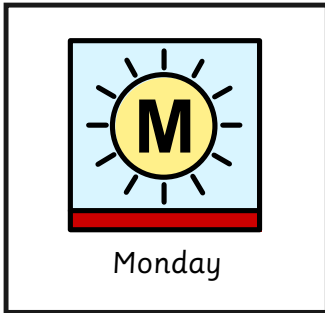




Day




Monday




Tuesday



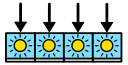
Wednesday





Thursday





Friday




 Daily


 Activity


 English


 Listen to your class


 story and design a new


 +   front cover.


 Maths


 Make a plan of your


 bedroom. If you can


 measure the furniture and

 add it to your plan.

 Science

 Growing seeds worksheet.


 Look in the Keystage


 Folder for work,


 Living skills


 +  Explore and prepare a

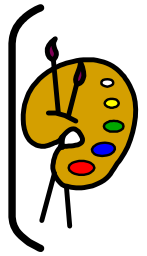
 vegetable for dinner.

 PSHE


 Use kitchen roll or





 toilet roll to make a


 puppet of a local hero.






 $\left(\begin{array}{r} 2 \\ +3 \\ \hline 5 \end{array} \right)$



Topic

 Topic.

 ?    Have a look at the topic Planner for 'Great Britain.'

 Design a poster about Great Britain, either on paper or as a power-point.

 Upload a picture, copy and paste a slogan and one fact about Great Britain. 

If you want to do some more activities then there are lots more links to activities on our website.