












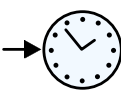




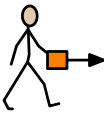





1     
1 Put cupcake cases on baking tray



2       
2 Put chocolate, butter and golden syrup in


bowl

3      
3 Put the bowl over a pan of boiling water

  
until the chocolate melts

4      
4 Take the bowl off the pan and stir

 
in the cornflakes

5



Put

the



mixture



in

the



cupcake



cases

+

and



cool

6



When



cool



decorate

the



cakes



with



chocolate eggs